

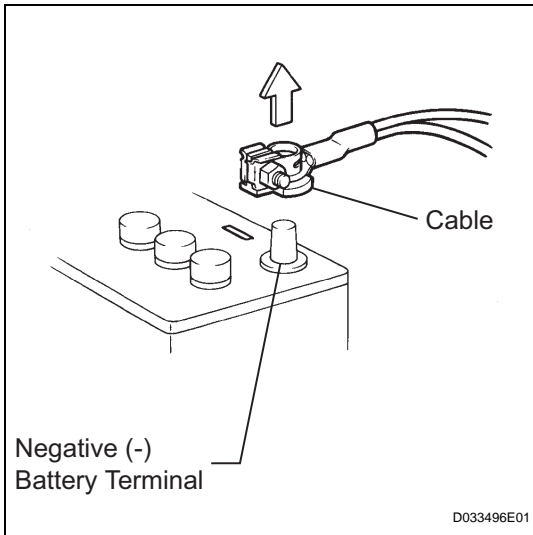
# AIR CONDITIONING SYSTEM

## PRECAUTION

**NOTICE:**

When the cable is disconnected from the negative (-) battery terminal, initialize the following system(s) after the cable is reconnected.

System name	See procedure
METER / GAUGE SYSTEM	See page <a href="#">ME-10</a>



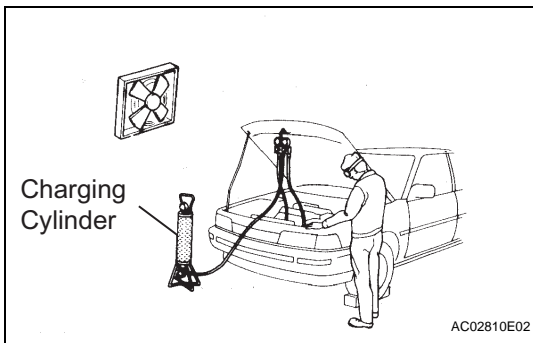
1. Before performing electronic work, disconnect the cable from the negative (-) battery terminal in order to prevent it from shorting and burning out.
2. Before disconnecting and reconnecting the battery cable, turn the ignition switch OFF and the headlight dimmer switch OFF. Then loosen the terminal nut completely. Do not damage the cable or terminal.
3. When the battery cable is disconnected, the clock and radio settings and stored DTCs are erased. Therefore, before disconnecting the battery cable, make a notes of them.

1. **CONNECT THE BATTERY NEGATIVE TERMINAL TO THE CABLE AND RUN THE ENGINE AT NO LESS THAN 2,000 RPM FOR 2MINUTE**

**NOTICE:**

If the engine exceeds 2,000 rpm, the clutch is automatically disengaged by the compressor protection control system.

2. **DO NOT HANDLE REFRIGERANT IN ENCLOSED AREAS OR NEAR OPEN FLAMES**
3. **ALWAYS WEAR EYE PROTECTION**



4. **BE CAREFUL NOT TO GET LIQUID REFRIGERANT IN YOUR EYES OR ON YOUR SKIN**

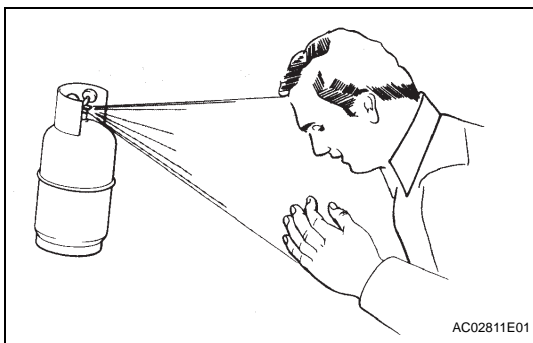
If liquid refrigerant gets in your eyes or on your skin:

- (a) Wash the area with lots of cold water.

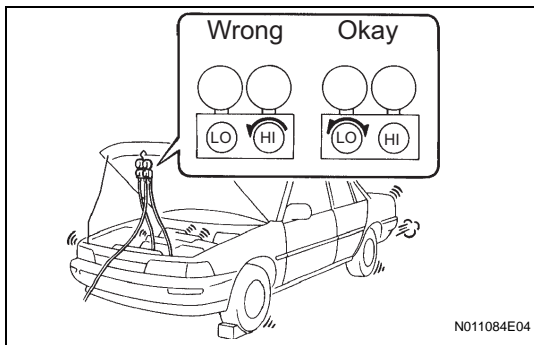
**CAUTION:**

**Do not rub your eyes or skin.**

- (b) Apply clean petroleum jelly to the skin.
- (c) Go immediately to a hospital or a physician for professional treatment.



5. **NEVER HEAT CONTAINER OR EXPOSE THE CONTAINER TO OPEN FLAME**
6. **BE CAREFUL NOT TO DROP CONTAINER OR APPLY ANY PHYSICAL SHOCKS TO IT**



7. **DO NOT OPERATE COMPRESSOR WITHOUT ENOUGH REFRIGERANT IN REFRIGERANT SYSTEM**  
If there is not enough refrigerant in the refrigerant system, oil lubrication will be insufficient and compressor burnout may occur. Necessary care should be taken to avoid this.
8. **DO NOT OPEN HIGH PRESSURE MANIFOLD VALVE WHILE COMPRESSOR IS OPERATING**  
Open and close only the low pressure valve. If the high pressure valve is open, refrigerant flows in the reverse direction. This could cause the charging cylinder to rupture.
9. **BE CAREFUL NOT TO OVERCHARGE SYSTEM WITH REFRIGERANT**  
If refrigerant is overcharged, it causes problems such as insufficient cooling, poor fuel economy, engine overheating, etc.
10. **DO NOT OPERATE ENGINE AND COMPRESSOR WITH NO REFRIGERANT**  
**CAUTION:**  
Doing so may damage the inside of the compressor because the compressor parts always move regardless of whether the A/C system is turned on or off.
11. **SUPPLEMENTAL RESTRAINT SYSTEM (SRS)**
  - (a) This vehicle is equipped with an SRS (Supplemental Restraint System) such as the driver, front passenger, side, and curtain shield air bags. Failure to carry out service operation in the correct sequence could cause the SRS to unexpectedly deploy during servicing, possibly leading to a serious accident. Before servicing (including removal or installation of parts, inspection or replacement), be sure to read the precautionary notices (see page [RS-1](#)).
12. **GENERAL PRECAUTION**
  - (a) While using the battery during inspection, do not bring the positive and negative tester probes too close to each other as a short circuit may occur.

AC